




Características del Pino Elliotis/Taeda de Argentina. Characteristics of Elliotis/Taeda Pine from Argentina.



01 Open Joint / Unión abierta



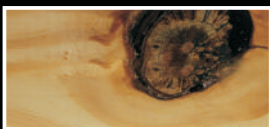
02 Pin holes / Punto aguja



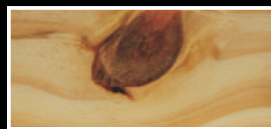
03 Open cracks / Desgarro



04 Seasoning checks / Grieta



05 Loose knots / Nudos sueltos



06 Sound knots / Nudos firmes



07 Natural Color Change / Rosado



08 Black points / Pecas



09 Bird Eyes / Ojo de pajar



10 Skip (plane defect) / Marcas



11 Sound Pith / Médula firme



12 Open Pith / Médula abierta




13 Pitch lines / Líneas resina suaves



14 Pitch Pockets / Bolsas resina



15 Dark Pitch / Resina fuerte



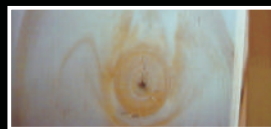
16 Wane / Canto Muerto



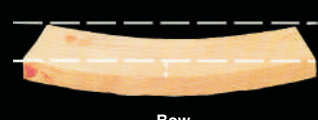
17 Blue stain / Mancha Azul



18 Broken finger / Astillado



19 White Knot / Nudo blanco



Bow



Crook



Twist

Contáctenos | Contact Us

📍 Cnel. Félix Aguirre 2038 Posadas, Misiones, Argentina.

☎ +54 9 3751 31-4949 (Alejandro)

✉ info@swallowtrade.com | comercial@swallowtrade.com

www.swallowtrade.com